


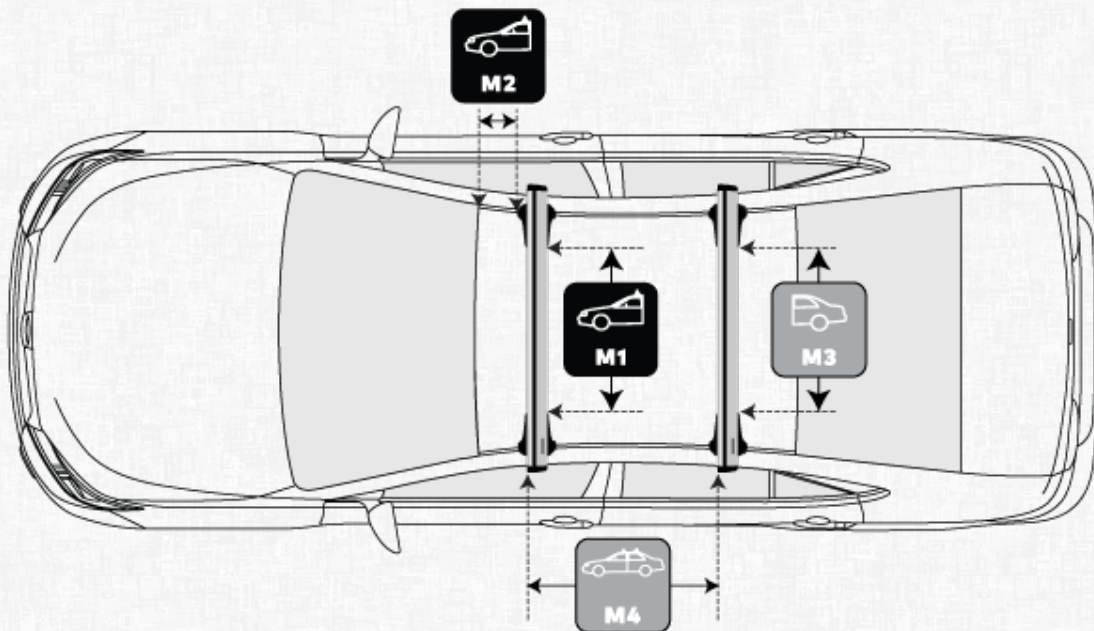


# JETSTREAM CROSSBAR WITH SKYLINE MOUNT

## JEEP GRAND CHEROKEE WK2 STEEL RAILS 5 DOOR SUV 2011 - 2021 (NAKED ROOF)

|  |  |               |  |   |               |
|--|--|---------------|--|---|---------------|
|  <b>M1</b>  | <b>Front Crossbar</b><br>Inner edge of driver's side leg to inner edge of passenger's side leg | <b>900 mm</b> |  <b>M3</b>  | <b>Rear Crossbar</b><br>Inner edge of driver's side leg to inner edge of passenger's side leg | <b>860 mm</b> |
|  <b>M2</b> | <b>Front Crossbar</b><br>Corner of painted or glass roof to leading edge of front pad or foot  | <b>N/A</b>    |  <b>M4</b> | <b>Crossbar Spread</b><br>Rear edge of front crossbar to rear edge of rear crossbar.          | <b>835 mm</b> |



### PITCH SETTINGS



### Pitch 1

Adjustment on the front legs to help keep the crossbars level


B



### Pitch 2

Adjustment on the rear legs to help keep the crossbars level

B



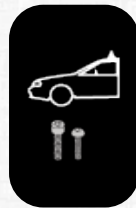
## LANDING PAD DETAILS (LP18)



### Pad Type

Part number to indicate which pad shape to use

N/A



### Front Bolts

Which bolts from the pack are required to secure the front bar

N/A



### Pad Orientation

Indicates which way to place the pads on the vehicle

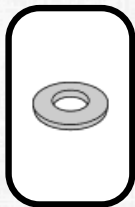
N/A



### Mid Bolts (3 Bar Fits only)

Which bolts from the pack are required to secure middle bar in 3 bar fits

N/A



### Washer

Washers to be used on each bolt to secure the bar/s

N/A



### Rear Bolts

Which bolts from the pack are required to secure the rear bar

N/A